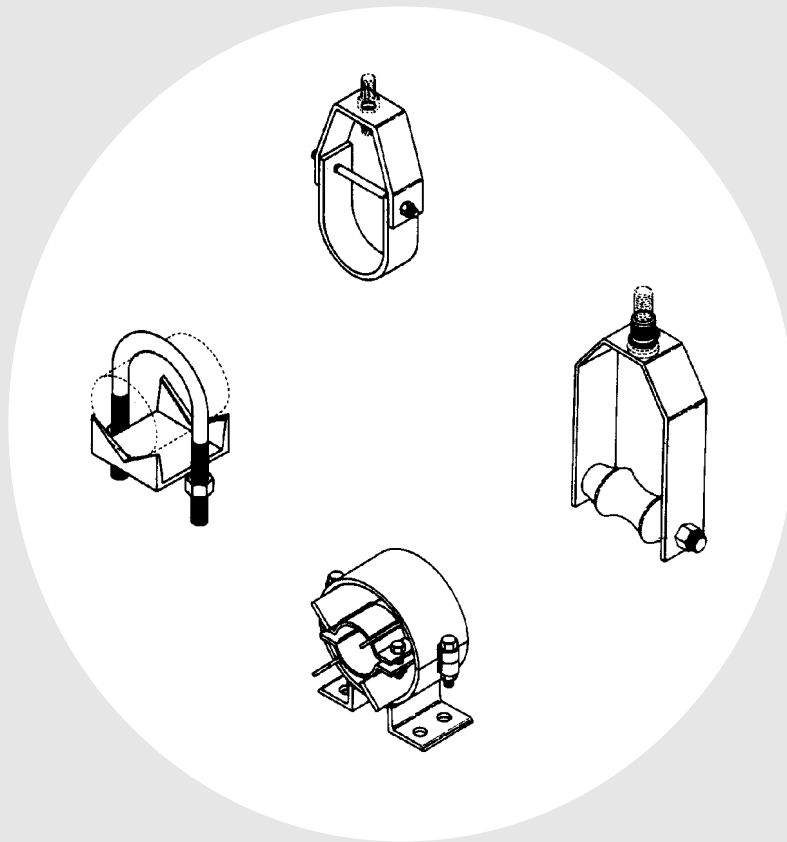
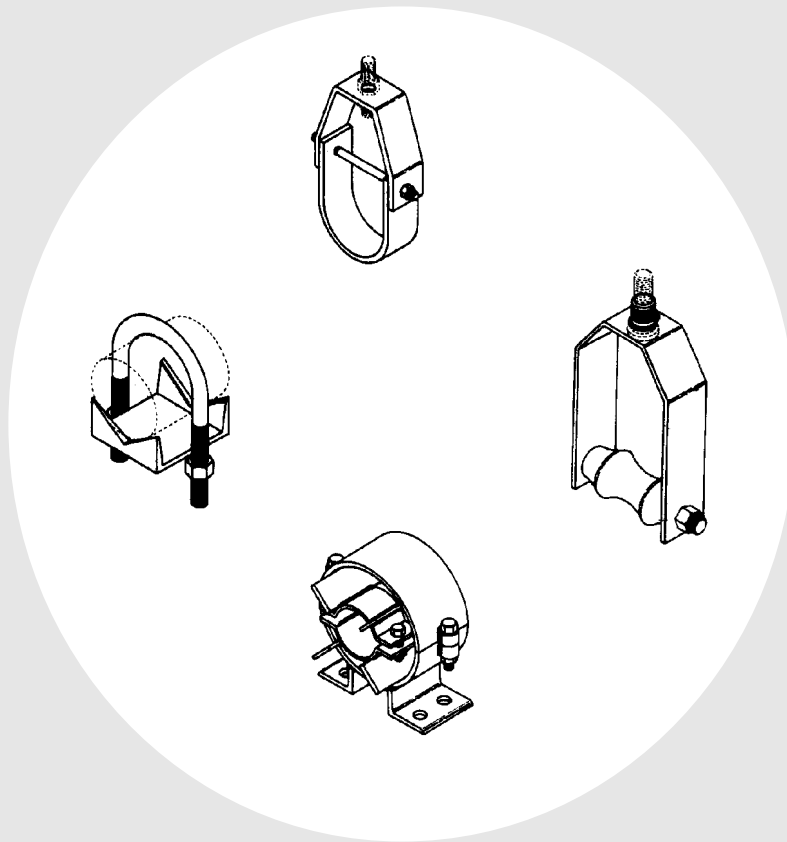


HANGERS AND FASTENERS

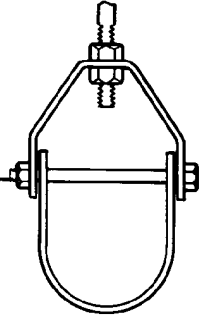


HANGERS AND FASTENERS




Whether it is:

Hung



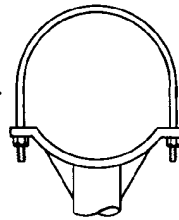
Sprung



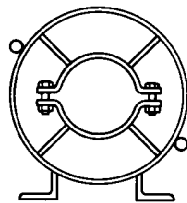
Clamped



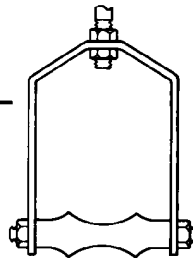
Supported




Guided



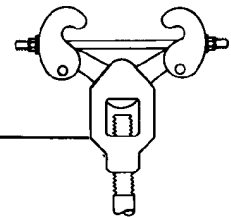
Rolled



Bolted



**or
Hooked**




We've got the material in stock and we can get it out to you TODAY!

DUFF CO.

HANGERS AND FASTENERS

REZNROR HOOKS



NAIL

OTHER SIZES AVAILABLE!

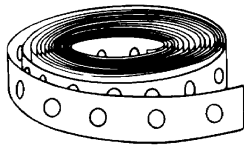
SIZE	PIPE SIZE		TUBING SIZE			
	STEEL		COPPER CLAD		PLASTIC COATED	
	FIG. NO.	PRICE	FIG. NO.	PRICE	FIG. NO.	PRICE
1/2 x 8	7139		25136		7145	
3/4 x 8	40637		25137		7146	
1 x 8	23015		14399			
1 1/4 x 8	7142		14402			
1 1/2 x 8	7143		14405			
2 x 8	7144		14407			

*Eliminates Electrolysis
*Reduces "Shimmy"

HANGER STRAPPING

*STEEL *COPPER

*PLASTIC



SIZE	MATERIAL	FIG. NO.	PRICE
3/4 X 10'	Cold Rolled Steel	14201	
3/4 X 100'	Cold Rolled Steel	14202	
3/4 X 100'	Galvanized	43185	
3/4 X 10'	Copper Clad	14410	
3/4 X 100'	Copper Clad	14414	
3/4 X 100'	Plastic	15991	
3/4 X 25'	Solid Copper	14419	

ALSO AVAILABLE IN PURE COPPER,
ALUMINUM & STAINLESS STEEL

PIPE AND TUBING STRAPS

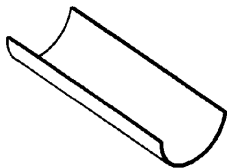


SIZE	TWO EAR STRAP		ONE EAR STRAP	
	PIPE SIZE GALVANIZED		TUBING SIZE COPPER CLAD	
	FIG. NO.	PRICE	FIG. NO.	PRICE
1/8	-		36554	-
1/4	17607		14420	14186
3/8	14168		14422	14191
1/2	14170		14423	14192
3/4	14171		14425	14194
1	14173		14426	14196
1 1/4	14174		14428	14197
1 1/2	14176		14429	14198
2	14178		14430	14200
2 1/2	14179			
3	14181			
4	14183			

ALL SIZES AVAILABLE IN PURE COPPER


ALL HANGERS AND FASTENERS
AVAILABLE IN STAINLESS STEEL

INSULATION SHIELDS



18 GAUGE X 12.

Used when the clevis hanger is used on the outside of insulation. Prevent crushing of insulation or breaking the vapor barrier by the hanger or support. Various thicknesses available, please call for dimensional data and current pricing!
STANDARD




ALSO AVAILABLE IN COPPER CLAD!

Fig. No.	Size (inches)	Clevis Hanger Size	Approx Wt per 100	Price
64543	2.375	2	65	
64544	2.875	2 1/2	77	
64545	3.500	3	94	
64546	4.000	3 1/2	107	
64547	4.500	4	121	
64548	5.625	5	158	
64549	6.625	6	179	
64550	7.625	7	202	
64551	8.625	8	228	
64553	10.750	10	284	



Choose by size of hanger you are using, NOT by the size of pipe!!!

RISER CLAMPS

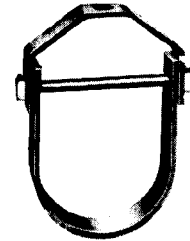


**MOST
HANGERS AVAILABLE IN
GALVANIZED
FINISH OR STAINLESS
STEEL**

SIZE	PIPE SIZE		TUBING SIZE	
	BLACK		COPPER CLAD	
	FIG. NO.	PRICE	FIG. NO.	PRICE
1/2	14230		14479	
3/4	14232		14480	
1	14234		14481	
1 1/4	14236		14482	
1 1/2	14238		14483	
2	14240		14484	
2 1/2	14242		14485	
3	14243		14487	
3 1/2	14245		14488	
4	14247		14489	
5	14248		14490	
6	14250		14491	
8	14252		-	
10	14253		-	

**SERVICE: FOR SUPPORT AND STEADYING OF ST
PIPE RISERS - EITHER INSULATED OR BARE, CAST
IRON PIPE OR CONDUIT.**


CLEVIS HANGERS



SIZE	PIPE SIZE		TUBING SIZE	
	BLACK		COPPER CLAD	
	FIG. NO.	PRICE	FIG. NO.	PRICE
1/2	14204		14434	
3/4	14205		14435	
1	14206		14436	
1 1/4	14208		14437	
1 1/2	14210		14438	
2	14211		14439	
2 1/2	14213		14440	
3	14215		14442	
3 1/2	14216		14444	
4	14219		14472	
5	14220		14474	
6	14223		14478	
8	14225		-	
10	14227		-	
12	47162		-	

**SERVICE: RECOMMENDED FOR THE SUSPENSION
OF NON-INSULATED, STATIONARY PIPE LINES.**

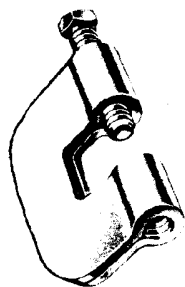
SPLIT RING HANGERS



SIZE	PIPE SIZE				TUBING SIZE	
	STEEL		GALVANIZED		COPPER CLAD	
	FIG. NO.	PRICE	FIG. NO.	PRICE	FIG. NO.	PRICE
3/8	39288		24573			
1/2	39289		14256		14504	
3/4	39290		14258		14505	
1	39291		14260		14506	
1 1/4	39292		14262		14507	
1 1/2	39293		14263		14508	
2	39294		14265		14509	
2 1/2	44485		14268		22004	
3	44486		14270		19987	
4	44487		14272		25698	

DUFF CO.


C-CLAMP



SIZE	BLACK		GALVANIZED		MALLEABLE IRON	
	FIG. NO.	PRICE	FIG. NO.	PRICE	FIG. NO.	PRICE
3/8	14297		53608		14304	
1/2	14299				14306	
5/8	14300					
3/4	14302					

HANGERS AND FASTENERS

JUNIOR BEAM CLAMP



SIZE	FIG NO	PRICE
3/8	14307	
1/2	14309	

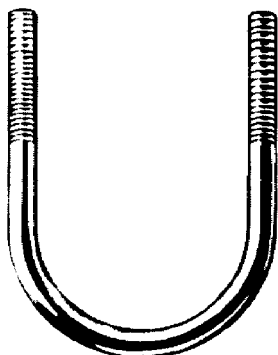
GALVANIZED

SIZE	FIG NO	PRICE
3/8	49126	
1/2	56919	

SERVICE: Recommended for use under roof installations with bar joist type construction, or for attachment to the top or bottom flange of structural shapes where the vertical hanger rod is required to be offset from the edge of the flange and where the thickness of joist or flange does not exceed 3/4 inch.

U-BOLT

Furnished with hex nuts



PIPE SIZE	FIG NO	PRICE
1/2	14340	
3/4	14342	
1	14344	
1 1/4	14346	
1 1/2	14347	
2	14348	
2 1/2	14350	
3	14351	
3 1/2	14353	
4	14355	
5	14356	
6	14358	




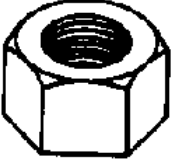

U-BOLTS PROVIDED IN LIGHT WEIGHT PATTERN THROUGH 4 INCH, AND STANDARD PATTERN 5 INCHES AND ABOVE, UNLESS OTHERWISE SPECIFIED.

ADJUSTABLE SWIVEL RING



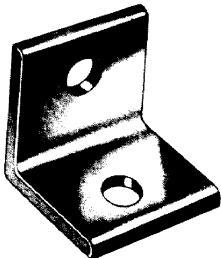
SIZE	PIPE SIZE		COPPER TUBING SIZE	
	FIG. NO.	PRICE	FIG. NO.	PRICE
1/2	14274		14492	
3/4	14277		14493	
1	14278		14494	
1 1/4	14281		14495	
1 1/2	14282		14496	
2	14284		14497	
2 1/2	14286		14498	
3	14288		14499	
4	14289		14501	

SERVICE: RECOMMENDED FOR SUSPENSION OF NON-INSULATED, STATIONARY PIPE LINE.

<u>ALL THREAD ROD</u> SIX FEET LONG			<u>GALVANIZED</u> <u>ALL THREAD ROD</u> SIX FEET LONG		<u>ROD COUPLING</u>		<u>NUTS</u>		<u>WASHERS</u>	
										
SIZE	FIG NO	PRICE	FIG NO	PRICE	FIG NO	PRICE	FIG NO	PRICE	FIG NO	PRICE
1/4	14510		49180		14319		14374		50643	
5/16	14511		-		14321		14379		50641	
3/8	14512		48889		14323		50595		50642	
1/2	14513		50539		14325		14542		50640	
5/8	14515		50647		14326		14546		55291	
3/4	14517		-		14328		14547		55486	
7/8	14518		-		14331		14549		14370	
1	14521		-		14333		44350		14372	
3/8X1/4	-		-		14336		-		-	
1/2X3/8	-		-		14338		-		-	



STEEL ANGLE BEAM BRACKET




SIZE	FIG NO	PRICE
3/8	14312	
1/2	14314	

LAG SCREW




SIZE	FIG NO	PRICE
3/8 X 3 1/2	14315	
1/2 X 3 1/2	14317	

**PLEASE GIVE FIGURE
NUMBERS WHEN ORDERING**

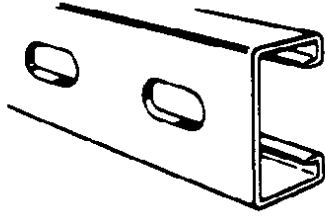


HANGER PLATE



SIZE	BLACK		GALVANIZED		COPPER	
	FIG. NO.	PRICE	FIG. NO.	PRICE	FIG. NO.	PRICE
3/8	14431		40114		14433	
1/2	14432		40115		14434	

STRUT AND CHANNEL

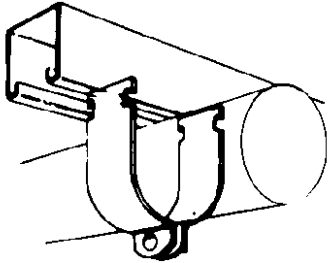


1 5/8 X 10 FOOT CHANNEL WITH ELONGATED HOLES

*Channel provided in green finish unless otherwise specified - available in plain or galvanized finish, in different sizes with different hole configurations.

FIG NO	PRICE
38558	

STRUT CLAMPS



SIZE	STEEL PIPE		TUBING SIZE	
	FIG. NO.	PRICE	FIG. NO.	PRICE
1/2	41122		41131	
3/4	41123		41132	
1	41124		41133	
1	41125		41134	
1/4	41126		41135	
1	41127		41136	
1/2	41128		-	
2	41129		44860	
2	41130		-	



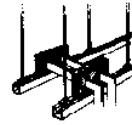
X-RAY EQUIPMENT SUPPORT



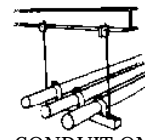
MERCURY VAPOR LIGHT SUPPORT



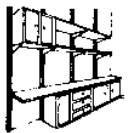
GARMENT RACK



MAPLE BUS BAR SUPPORT




CONDUIT ON TRAPEZE



WALL MOUNTED SHELVING

DUFF POWER STRUT LINE HAS MORE THAN 8,000 QUALITY PRODUCTS

The Power strut metal framing system can be regarded as a basic building material. Our metal framing system is an erector set concept, using channel and fittings to solve many applications. You can conceal metal framing in the basic structure of a building or run it along the surface of walls, ceilings and floors. An endless array of fittings provide freedom to work at virtually any angle along any surface to shape a support system that fits your exact needs. For further information, please call Duff at 610-275-4453, or fax us at 610-279-6299.



LABORATORY FRAMING



FLUORESCENT SUPPORT



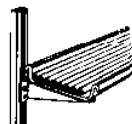
EQUIPMENT RAILINGS, RACKS



GENERAL STORAGE RACKS



POWER TOOL SUPPORT



CABLE TRAY SUPPORTS



RAILINGS, RACKS, AND MEZZANINE



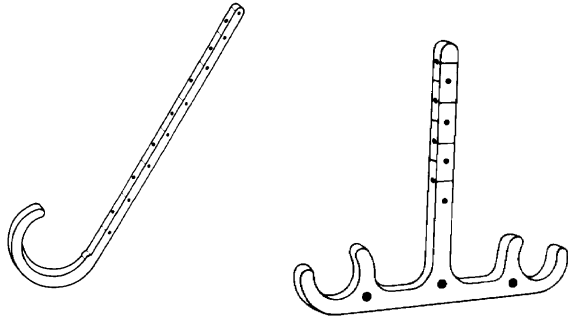
EXHIBITION OR DISPLAY STANDS



REEL RACKS

PLASTIC "J-HOOKS"

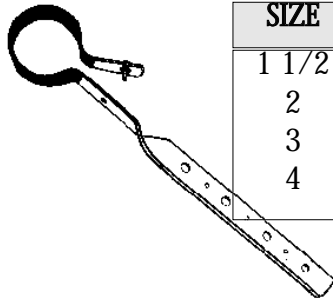
Heavy duty construction for hanging tubing or pipe



SIZE	SINGLE		DOUBLE	
	FIG. NO.	PRICE	FIG. NO.	PRICE
1/2	15974		15986	
1/2X3/4	-		15988	
3/4	15976		15989	
1	15977		-	
1 1/4	15978		-	
2	15981		-	
3	15983		-	
4	15985		-	

PLASTIC COATED HANGER

Ideal for plastic pipe




SIZE	FIG NO	PRICE
1 1/2	36454	
2	36455	
3	36456	
4	36457	

VAN HANGERS



SIZE	FIG NO	PRICE
1/2	14532	
3/4	14533	
1	14534	

AMERICAN TUBE HANGER



SIZE	FIG NO	PRICE
1/2	14522	
3/4	14524	
1	14527	
1 1/4	14528	
1 1/2	14530	
2	14531	



Whenever ordering any type of hanger, always remember to order insulation shields!

INDUSTRIAL ANCHORS SOLD ONLY IN BOX QUANTITIES

ROD HANGER WEDGE ANCHOR



SIZE	DRILL DIA	NO PER BOX	FIG NO	PRICE
3/8	1/2	25	44351	
1/2	5/8	25	44352	
5/8	7/8	10	44353	

Rawl

**IN STOCK AND
READY TO
SHIP!**

DOUBLE EXPANSION SHIELD



HEAVY DUTY BOLT ANCHOR

SIZE	NO. PER BOX	FIG. NO.	PRICE
1/4	50	27842	
5/16	50	27843	
3/8	50	27844	
1/2	25	27845	
5/8	25	27846	
3/4	10	27847	

A NON-CAULKING BOLT ANCHOR WHICH IS EASY TO INSTALL. TIGHTENING THE BOLT SETS THE ANCHOR. FOR USE IN CONCRETE, BRICK OR STONE WITH A MACHINE SCREW OR BOLT.

LOCK/BOLT ROD HANGER

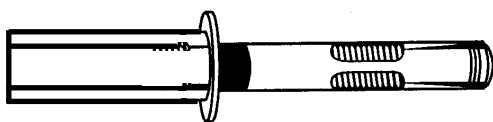


FIG. NO.	SIZE	DRILL DIA.	MIN. DEPTH	BOX QTY	PRICE
62694	3/8"X1	3/8"	1 5/8"	50	
63847	7/8"	1/2"	2 1/4"	25	

STEEL DROP-IN (Internal Plug)



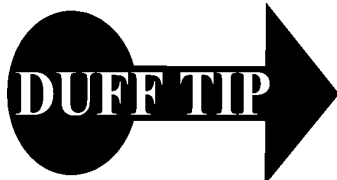
USE IN: Concrete, stone
USE WITH: Machine screw, bolt, or threaded rod
SIZE RANGE: 1/4" through 3/4"

FIG. NO.	SIZE	DRILL DIA.	MIN. DEPTH	THREAD DEPTH	BOX QTY	PRICE
50508	3/8"	1/2"	1 7/8"	5/8"	50	
50509	1/2"	5/8"	2 3/8"	13/16"	50	

SETTING TOOLS




FIG. NO.	SIZE	PRICE
52366	3/8"	
63848	1/2"	



By using LOCK/BOLT ROD HANGERS and STEEL DROP-INS, you use smaller, less expensive drill bits than old fashioned lag shields and caulk-ins!

TOGGLE BOLT


SPRING WING TYPE



SIZE	NO PER BOX	FIG NO	PRICE
3/16 X 4	50	13682	
1/4 X 4	50	13683	
5/16 X 4	25	13685	
3/8 X 3	25	27735	



THIS ITEM IS EXCELLENT FOR USE WITH HOLLOW WALLS!



VINYL ANCHOR KITS

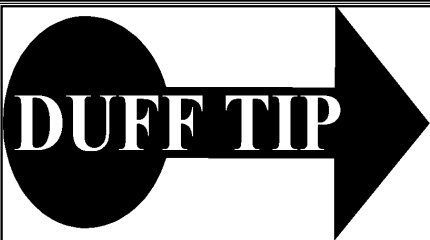
"Keep-Safe" collar prevents anchor from falling into over-size holes or hollow walls

*Raised ribs prevent turning in holes

*Flexible vinyl makes it an excellent anchor in concrete and block walls.

*Complete with anchors, screws & bit!

ANCHOR SIZE	SCREW SIZE	NO PER BOX	DRILL INCL	FIG NO	PRICE
1/4 x 1	#10 x 1	100	YES	37665	
5/16 x 1	#14 x 1	50	YES	37664	



SEE TOOL SECTION FOR A SELECTION OF MILWAUKEE HAMMER DRILLS!

PLEASE CALL

US

FOR YOUR


NET PRICE!

610-275-4453

PERFORATED AND SLOTTED STEEL ANGLE

For permanent and temporary structural installations in your plant, warehouse or shop. Standard length is 10 foot.

FIG NO	PRICE
15349	



Stock size is 2 1/4"x1 1/2 x 10', double punched sides with single punched front. This angle allows double bolting for rigid, light weight construction. A pair of 3 foot horizontal beam will support an evenly distributed load of 550 lbs.

We've got an

ANGLE for you

SPACING OF HANGERS FOR STEEL PIPE

Nominal Pipe Size, Inches	1/2	3/4	1	1 1/4	1 1/2	2	2 1/2	3	3 1/2	4	5	6	8	10	12	14	16	18	20	24
Maximum Span. Feet	7	7	7	7	9	10	11	12	13	14	16	17	19	22	23	25	27	28	30	32
Recommended Hanger Rod Sizes	3/8	3/8	3/8	3/8	3/8	3/8	3/8	1/2	1/2	5/8	5/8	3/4	7/8	7/8	7/8	1	1	1	1 1/4	1 1/2
OR TRAPEZE																				

Note: Spacing and capacities are based on pipe filled with water. Additional valves and fittings increase the load and therefore closer hanger spacing is required.

*Many Codes and specifications require pipe hangers to be spaced every 10 feet regardless of size. Check local codes.

SPACING OF HANGERS FOR COPPER TUBING

Tubing Size	1/2	3/4	1	1 1/4	1 1/2	2	2 1/2	3	3 1/2	4	5	6	8	10	12
Span in Ft.	6	8	8	10	10	10	12	12	12	12	12	14	14	18	19

Note: Spacing and capacities are based on pipe filled with water. Additional valves and fittings increase the load and therefore closer hanger spacing is required.

SPACING OF HANGERS FOR PVC PLASTIC PIPE

Schedule 40 Pipe Size	Support Spacings (In Feet)									
	Temperature									
	20°F	40°F	60°F	80°F	100°F	110°F	120°F	130°F	140°F	150°F
1/2 to 3/4	5.00	4.75	4.50	4.25	4.00	3.75	3.33	3.00	2.66	2.00
1 to 1 1/4	5.50	5.25	5.00	4.66	4.33	4.00	3.75	3.33	2.80	2.25
1 1/2 to 2	5.80	5.50	5.25	5.00	4.66	4.33	3.80	3.50	3.00	2.50
2 1/2	6.66	6.33	6.00	5.50	5.25	4.80	4.50	4.00	3.50	2.80
3	6.80	6.50	6.25	5.80	5.50	5.25	4.75	4.25	3.66	3.00
4	7.33	7.00	6.50	6.25	5.80	5.50	5.00	4.50	3.80	3.25
6	7.80	7.50	7.00	6.80	6.33	5.80	5.33	4.80	4.25	3.50

Schedule 80 Pipe Size	Support Spacings (In Feet)									
	Temperature									
	20°F	40°F	60°F	80°F	100°F	110°F	120°F	130°F	140°F	150°F
1/2 to 3/4	5.75	5.50	5.25	4.80	4.50	4.33	3.80	3.50	3.00	2.50
1	6.33	6.00	5.75	5.33	5.00	4.60	4.33	3.80	3.33	2.75
1 1/4 to 1 1/2	6.66	6.33	6.00	5.66	5.25	4.80	4.50	4.00	3.50	3.00
2	7.00	6.50	6.25	6.00	5.50	5.12	4.75	4.33	3.66	3.12
2 1/2	7.80	7.50	7.00	6.66	6.33	5.80	5.33	4.75	4.25	3.33
3	8.20	7.75	7.33	7.00	6.50	6.00	5.50	5.00	4.33	3.50
4	8.66	8.25	7.80	7.33	6.80	6.33	5.80	5.25	4.66	3.75
6	9.80	9.33	8.80	8.33	7.80	7.33	6.50	6.00	5.12	4.25



"Call Duff!
We'll give you all the support you need!"
610-275-4453

OTHER HANGERS AVAILABLE FROM FACTORY STOCK



CONDUIT CLAMP
3/8 TO 2" PIPE



CARBON STEEL
TURNBUCKLE
1 1/4 TO 5" ROD




SPLIT RING



DOUBLE BOLT PIPE
CLAMP
3/4 TO 36"



OFFSET PIPE CLAMP



ADJUSTABLE
CLEVIS



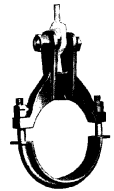
EXTENDED CLAMP




ADJUSTABLE RING
1/2 TO 4" PIPE




ALLOY PIPE CLAMP



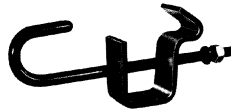
HEAVY DUTY ALLOY
PIPE CLAMP



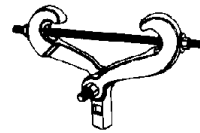
SOCKET CLAMP
4 TO 24" PIPE



RIGHT ANGLE PIPE OR
CONDUIT CLAMP 1/2
TO 3" PIPE



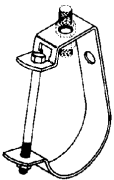
ADJUSTABLE BEAM
CLAMP 3/8 TO 5/8"
ROD



MALLEABLE BEAM
CLAMP



BRACE FITTING
1 & 1 1/4" IPS



PIPE OR CONDUIT
HANGER 1/2 TO 6"
HANGER



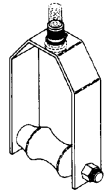
FORGED STEEL
TURNBUCKLE 3/8
TO 2 1/2" ROD



SOCKET
1/4 TO 7/8" ROD



UNIVERSAL TRAPEZE
ASSEMBLY

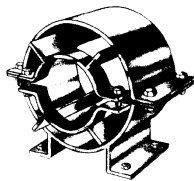


ADJUSTABLE STEEL
YOLK PIPE ROLL 2 1/2
TO 20" PIPE

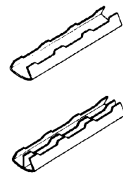


INSULATION
PROTECTION SHIELD

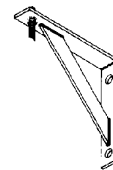
See page 128 for more info on this item!



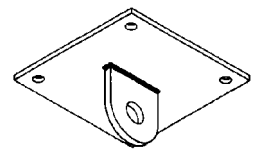
PIPE ALIGNMENT
GUIDE
3 TO 24" PIPE



PIPE COVERING PRO-
TECTION
SADDLES



HEAVY WELDED
STEEL BRACKETS
MAX LOAD:3000LBS



STRUCTURAL WELD-
ING LUG
1/2 TO 3 3/4" ROD



PIPE HANGER FLANGE
FOR 3/8 TO 2/4" ROD



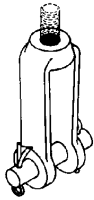
CAST IRON CEILING
PLATE
1/2 TO 8" PIPE



ROD WITH EYE END
2 3/4 TO 5"



WELDLESS EYE NUT
3/8 TO 4" ROD




FORGED STEEL
CLEVIS
3/8 TO 4" ROD



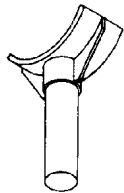
TURNBUCKLE ADJUSTER
1/4 TO 3/4 ROD



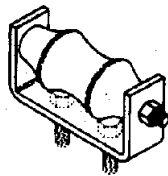
EXTENSION PIECE
3/8 TO 78" ROD




EYE RODS: WELDED
3/8 TO 2 1/2"



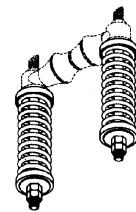
PIPE SADDLE SUPPORT
4 TO 12" PIPE



ROLLER CHAR
2 TO 20" PIPE



PIPE ROLL STAND COM-
PLETE
2 RO 42"



SPRING CUSHION FOR
ROLLS



**CALL DUFF FOR YOUR
SPECIAL ORDERS OF
NUTS, BOLTS AND
FASTENERS IN ALL
MATERIAL INCLUDING
STAINLESS!**

CUSTOM FABRICATION AND MACHINING OF ALL THERMOPLASTIC MATERIALS:

PVC

POLYETHYLENE

CPVC


PVDF

POLYPROPYLENE



TEFLON



IF YOU CAN DRAW IT, OR DESCRIBE IT,



WE CAN MAKE IT!!!



OUR GOAL...

TO ADDRESS THE TOTAL NEEDS OF OUR CUSTOMER!

We manufacture complete systems to your specifications! Plastinetics is truly committed to satisfying all your standard and non-standard needs with the highest quality product and courteous, efficient service!

Specialties include:

- Prefabricated Pipe Header Systems
- * Trough
- * Laundlers
- * Sinks
- * Table Tops
- * Underdrains
- * Pans
- * Transitions and much more!

WE ARE LIMITED ONLY BY YOUR IMAGINATION!

LOAD RATING THREADED ROD/MAX SPACING

Nominal Rod Dia. (in inches)	Root Area Thread (in inches) ²	Max. Rec. Load/lbs.	
		650°F	750°F
1/4	.027	240	210
3/8	.068	610	540
1/2	.126	1130	1010
5/8	.202	1810	1610
3/4	.302	2710	2420
7/8	.419	3770	3360
1	.552	4960	4420
1 1/8	.693	6230	5560
1 1/4	.889	8000	7140
1 1/2	1.293	11630	10370
1 3/4	1.744	15700	14000
2	2.300	20700	18460
2 1/4	3.023	27200	24260
2 1/2	3.719	33500	29880

WEIGHT PER LINEAR FOOT FOR PIPE AND WATER

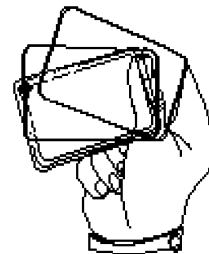
NOM. PIPE SIZE	WEIGHT OF:		WEIGHT OF:	
	STD. PIPE	WATER	XS PIPE	WATER
1/2	.851	.132	1.088	.101
3/4	1.131	.231	1.474	.187
1	1.679	.374	2.172	.311
1 1/4	2.273	.648	2.997	.555
1 1/2	2.718	.882	3.632	.765
2	3.653	1.453	5.022	1.278
2 1/2	5.794	2.073	7.662	1.835
3	7.580	3.200	10.250	2.860
3 1/2	9.110	4.280	12.510	3.850
4	10.790	5.510	14.990	4.980
5	14.620	8.660	20.780	7.880
6	18.980	12.510	28.580	11.290
8	28.560	21.680	43.400	19.800
10	40.500	34.100	54.700	32.300
12	49.600	49.000	65.400	47.000
14	54.600	59.700	72.100	57.500
16	62.600	79.100	82.800	76.500
18	70.600	101.200	93.500	98.300
20	78.600	126.000	104.100	122.800
24	94.600	183.800	125.500	179.900
30	118.700	291.000	157.600	286.000

DRILL SIZES FOR PIPE TAPS

SIZE OF TAP	NUMBER OF THREADS PER INCH	DIAM. OF DRILL	SIZE OF TAP	NUMBER OF THREADS PER INCH	DIAM. OF DRILL
1/8	27	1/32	2	11 1/2	2 3/16
1/4	18	7/64	2 1/2	8	2 1/16
3/8	18	3/64	3	8	3 3/16
1/2	14	23/32	3 1/2	8	3 11/16
3/4	14	5/64	4	8	4 3/16
1	11 1/2	1 3/32	4 1/2	8	4 3/4
1 1/4	11 1/2	1 1/2	5	8	5 3/16
1 1/2	11 1/2	1 3/4	6	8	6 3/16

TAP AND DRILL SIZES (American Standard Coarse)

SIZE OF DRILL	SIZE OF TAP	THREADS PER INCH	SIZE OF DRILL	SIZE OF TAP	THREADS PER INCH
7	1/4	20	49/64	7/8	9
F	5/16	18	53/64	15/16	9
3/16	3/8	16	7/8	1	8
U	7/16	14	63/64	1 1/8	7
27/64	1/2	13	1 1/4	1 1/4	7
31/64	5/8	12	1 13/64	1 3/8	6
17/32	5/8	11	1 11/32	1 1/2	6
19/32	11/16	11	1 29/64	1 5/8	5 1/2
21/32	3/4	10	1 1/16	1 3/4	5
23/32	13/16	10	1 11/16	1 7/8	5
			1 25/32	2	4 1/2



**DUFF
GLADLY
ACCEPTS
VISA AND
MASTERCARD**