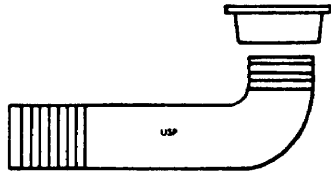
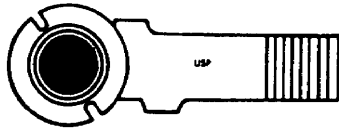


CAST IRON SPECIALTIES
CLOSET BENDS (IDEAL BENDS)




PLAIN



TAPPED

TO DETERMINE RIGHT OR LEFT HAND:

TRAPS and CLOSET BENDS:
 Place in regular position with hub or inlet end nearest you.



USP-366

Right Hand Shown

SIZE - 4" X 6" X 16"		
Size	Fig No	Price
NONE	7133	
SINGLE	7135	
DOUBLE	7136	

**Please specify number of tappings and side for tapping.*

CLOSET FLANGES



CAST IRON STRAIGHT FLANGE

Size	Fig No	Price
Shallow	7362	
4 x 2	7355	
4 x 2 1/2	7357	
4 x 4	7358	
4 x 6	7360	



CAST IRON OFFSET FLANGE

Size	Fig No	Price
4	7364	



No Caulk Closet Flange

Size	Fig No	Price
4 x 2	7443	
4 x 4	7445	

INSTALLS IN SECONDS

TWO SIMPLE STEPS:

1. Place instant set ring over closet bend.
2. Position ring & tighten bolts securely.



Before you're flooded with problems call

610-275-4453



When ordering the No Caulk Closet Flange, don't forget to order grease!